



Cupcake Flags!

1

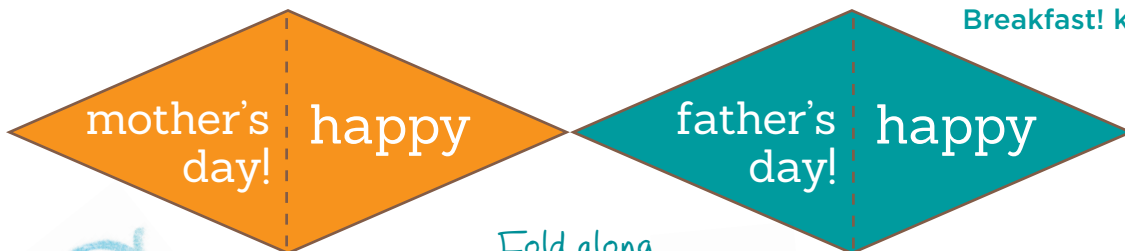
Cut out the flags along the solid lines. Fold along the dotted lines.

2

Tape a toothpick inside the fold of each flag. Seal with tape (or glue dots).

3

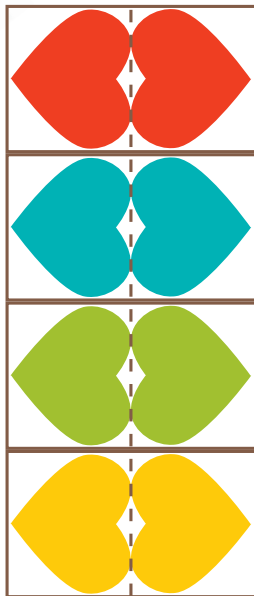
Add the flags to cupcakes, pancakes, and the Egg-cellent Cupcakes (see recipe in the Kidstir Hello Breakfast! kit).



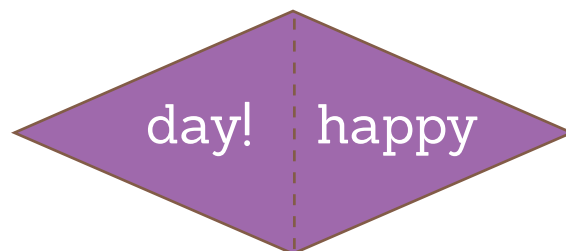
Cut along the solid lines.

Big Kids can cut out the heart shape.

Tip: cut the center spot after you fold it!



Fold along the dotted lines.



kidstir